

Cim 778
Thermostatic Balancing Valve for Sanitary Circuits
With Anti-Legionella Disinfection Device














- I. The valve shall be a Cim 778 as manufactured by Cimberio Valve Co, Inc. Install Cim 778 as designated on project plans.
 - A. The Cim 778 adjustable thermostatic balancing valve will regulate domestic hot water flow in the recirculation circuit based on the actual water temperature entering the Cim 778 and the desired water temperature set on the Cim 778.
 1. Cim 778 shall maintain dynamic control of the recirculating circuit by allowing a small amount of hot water to pass through even when fully closed.
 2. The valve shall be field adjustable without the need for gauges or specialized tools as project conditions require.
 3. The valve shall be offered in ½ inch NPT, ¾ inch NPT, or 1-inch NPT sizes.
 - B. Cim 778 will allow for increased flow over the minimum rate via a bypass once 160°F is achieved for an automatic legionella flushing period.
- II. Cim 778 shall be a DZR Brass ANSI C27453 or EN 12165 CW511L body and internal components and meet the following requirements:
 - A. Cim 778 shall be rated to 360 PSI maximum working pressure.
 - B. The valve shall be standard NPT and press connections shall also be available.
 - C. Cim 778 shall have a temperature regulation range of 105°F-140°F.
 - D. The valve shall have a working temperature range of 15°F-200°F.
 - E. Cim 778 shall be NSF/ANSI 61 certified for domestic water system use.
 - F. Spring-loaded thermal actuator delivers sufficient thrust to keep orifice opening clean and free of deposits.
 - G. Cim 778 shall have two ports for optional thermometer or test pressure plug ports.
 - H. The valve shall not use plastic as the shutter in the valve
- III. Installation technicians shall review instructions included with each valve by the manufacturer.
 - A. The valve shall be installed in the return piping branch of each domestic hot water system beyond the branch's final hot water device.
 - B. Provide additional components as indicated on project drawings.
- IV. Install in an accessible location for maintenance or provide an access panel for any non-accessible installation locations.

Questions?

Contact Jason Uder – jason@cimberiovalve.com

Model Selection

P = CimPRESS Connection, V = Ball Valves (2), C = Inline Check Valve, W = Swing Check Valve, S = Strainer
Accessories include optional temperature gauge and/or binder points.

<input type="checkbox"/>  778 Thermostatic Balancing Valve NPT Connection	<input type="checkbox"/>  778P Thermostatic Balancing Valve CimPRESS Connection	<input type="checkbox"/>  778V Thermostatic Balancing Valve Ball Valves (2) NPT Connection
<input type="checkbox"/>  778PV Thermostatic Balancing Valve Ball Valves (2) CimPRESS Connection	<input type="checkbox"/>  778VC Thermostatic Balancing Valve Ball Valves (2), Inline Check Valve NPT Connection	<input type="checkbox"/>  778PVC Thermostatic Balancing Valve Ball Valves (2), Inline Check Valve CimPRESS Connection
<input type="checkbox"/>  778VW Thermostatic Balancing Valve Ball Valves (2), Swing Check Valve NPT Connection	<input type="checkbox"/>  778PVW Thermostatic Balancing Valve Ball Valves (2), Swing Check Valve CimPRESS Connection	<input type="checkbox"/>  778VS Thermostatic Balancing Valve Ball Valves (2), Strainer NPT Connection
<input type="checkbox"/>  778PVS Thermostatic Balancing Valve Ball Valves (2), Strainer CimPRESS Connection	<input type="checkbox"/>  778VCS Thermostatic Balancing Valve Ball Valves (2), Inline Check Valve, Strainer, NPT Connection	<input type="checkbox"/>  778PVCS Thermostatic Balancing Valve Ball Valves (2), Inline Check Valve, Strainer, CimPRESS Connection
<input type="checkbox"/>  778VWS Thermostatic Balancing Valve Ball Valves (2), Strainer CimPRESS Connection	<input type="checkbox"/>  778PVWS Thermostatic Balancing Valve Ball Valves (2), Swing Check Valve Strainer, CimPRESS Connection	<p>Accessories</p> <input type="checkbox"/>  <input type="checkbox"/>  Binder Points Temperature Gauge

Job: _____

Order #: _____

Engineer: _____

Submitted By: _____

Contractor: _____

Approved By: _____

Representative: _____

Date: _____